

ChenYang Ferritkern Werkstoffe

Copyright© 2021, ChenYang Technologies GmbH & Co. KG

Alle Rechte vorbehalten. Kein Teil dieses Kataloges darf nachgedruckt werden, in einem Datenverarbeitungssystem gespeichert werden, noch in irgendeiner Form der Elektronik, Mechanik, Photokopie, Aufzeichnung oder in anderer Hinsicht übertragen werden, ohne die schriftliche Genehmigung von ChenYang Technologies GmbH & Co.KG

Kontaktadresse:

Markt Schwabener Str. 8
D-85464 Finsing
Germany

Tel: +49 (0)8121-2574100, 2574108
Fax: +49 (0)8121-2574101
Email: info@cy-magnetics.com
<http://www.cy-magnetics.com>

Mn-Zn Werkstoffe mit hoher Permeabilität (CY-HP Serie)

Parameter	Bedingungen	Einheit	CY-HP5	CY-HP5B	CY-HP7	CY-HP7B	CY-HP10	CY-HP12	CY-HP15
Anfangs-Permeabilität(μ_i)	10kHz, 0.1mT, 25°C	-	5000 ±25%	5500 ±25%	7000 ±25%	7500 ±25%	10000 ±30%	12000 ±30%	15000 ±30%
Relativer Verlustfaktor ($\tan \delta / \mu_i$)	100kHz	ppm (10^{-6})	<6.5	<15	<7.0	<20	<7.0	<10	<7.0
Temperatur-Koeffizient der Anfangs-permeabilität	20°C ~ 60°C	ppm ($10^{-6}/^\circ\text{C}$)	-0.5~ 2.0	-0.5~ 2.0	-0.5~ 2.0	-0.5~ 2.0	-0.5~ 2.0	-0.5~ 2.5	-0.5~ 2.0
Sättigungsfluß-dichte	1200A/m, 25°C	mT	420	420	410	410	400	380	360
Remanenz (Br)	25°C	mT	140	150	100	90	100	100	100
Koerzitivfeldstärke (Hc)	25°C	A/m	8	8	7.5	6	7.2	3	2.5
Elektrische Resistivität	-	Ohm m	1	1	0.3	0.3	0.15	0.15	0.15
Disakkommodationsfaktor (DF)	-	ppm (10^{-6})	<3.0	<3.0	<2.5	<2.5	<2.0	<2.0	<2.0
Curietemperatur (Tc)	-	°C	>135	<135	>125	<125	>120	<120	>110
Dichte (d)	-	g/cm ³	4.8	4.8	4.9	4.9	4.9	4.9	4.95

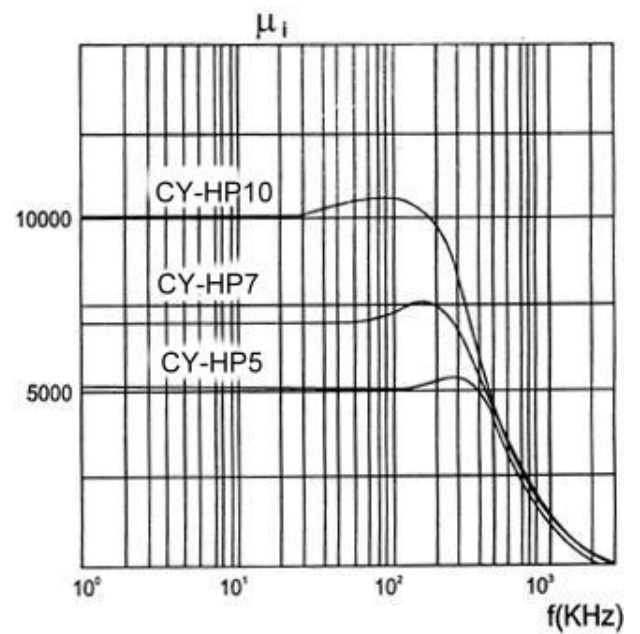
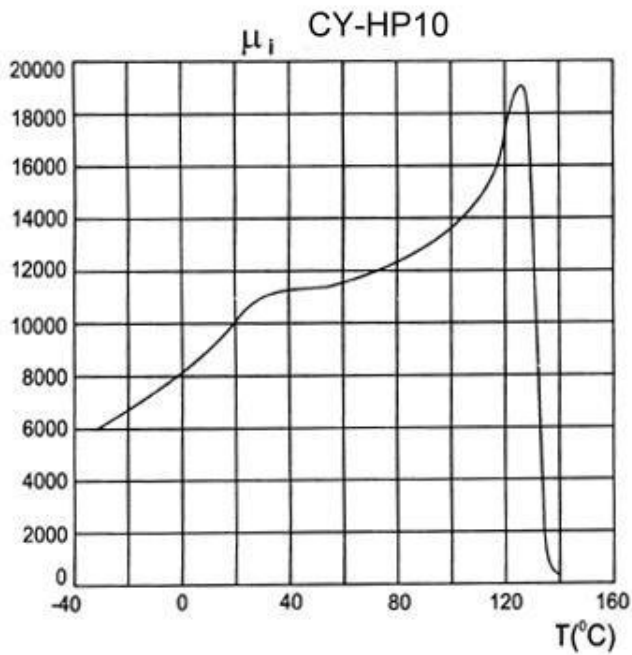
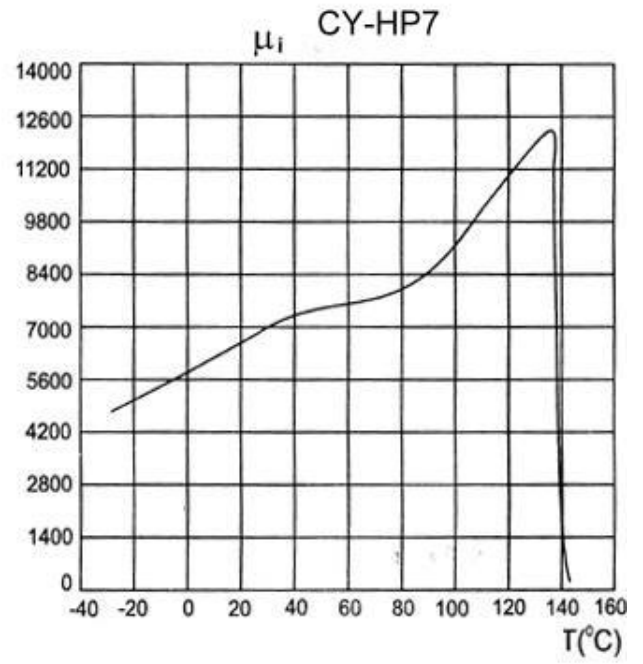
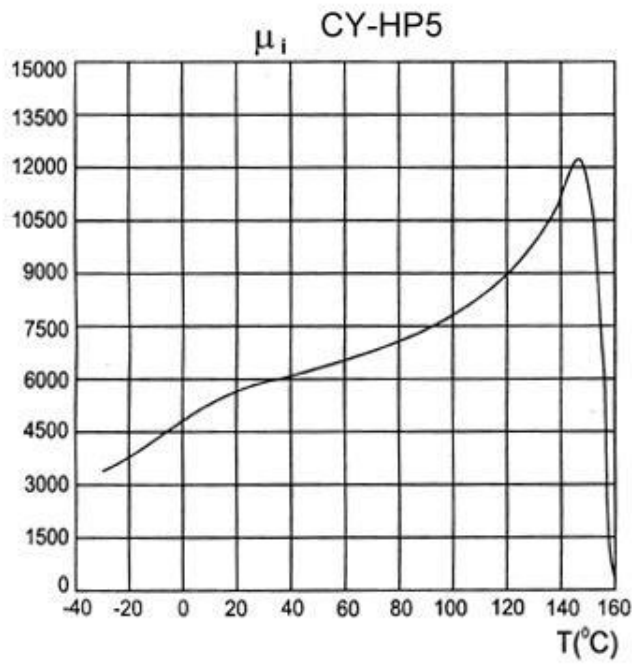
Mn-Zn Werkstoffe mit mittlerer Permeabilität (CY-MP Serie)

Parameter	Testbedingungen	Unit	CY-MP2	CY-MP2A	CY-MP2B	CY-MP3	CY-MP3B	CY-MP4B
Anfangspermeabilität (μ_i)	10kHz, 0.1mT, 25°C	-	2000 ±25%	2300 ±25%	2500 ±25%	3000 ±25%	3800 ±25%	4500 ±25%
Relativer Verlustfaktor ($\tan \delta / \mu_i$)	100kHz	ppm (10^{-6})	4	4	5	4.5	4.5	5
Sättigungsflußdichte	1200A/m, 25°C	mT	480	500	500	470	480	500
	1200A/m, 100°C	mT	300	390	390	370	340	390
Remanenz (Br)	25°C	mT	120	95	117	120	180	120
	100°C	mT	60	55	60	85	-	-
Koerzitivfeldstärke (Hc)	25°C	A/m	16	14	12	12	16	-
	100°C	A/m	7	9	10	7	-	-
Eisenverlust (Pc)	25kHz, 0.2T, 25°C	K/wm ³	168	120	130	-	720	-
	25kHz, 0.2T, 100°C	K/wm ³	154	70	100	160	860	-
	100kHz, 0.2T, 100°C	K/wm ³	-	450	600	-	-	800
Elektrische Resistivität	DC, 25°C	Ohm m	6.5	6.5	6.5	5	4	1
Curietemperatur (Tc)	-	°C	>210	>215	>230	>220	>190	>180
Dichte (d)	-	g/ cm ³	4.8	4.8	4.8	4.8	4.8	4.85

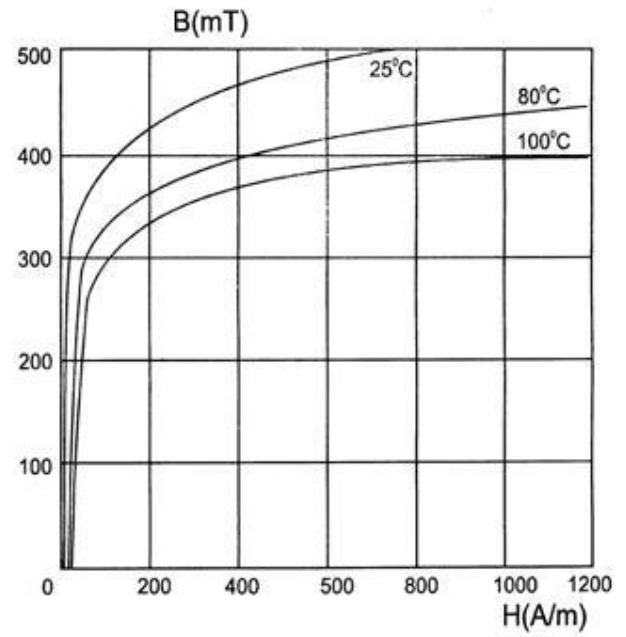
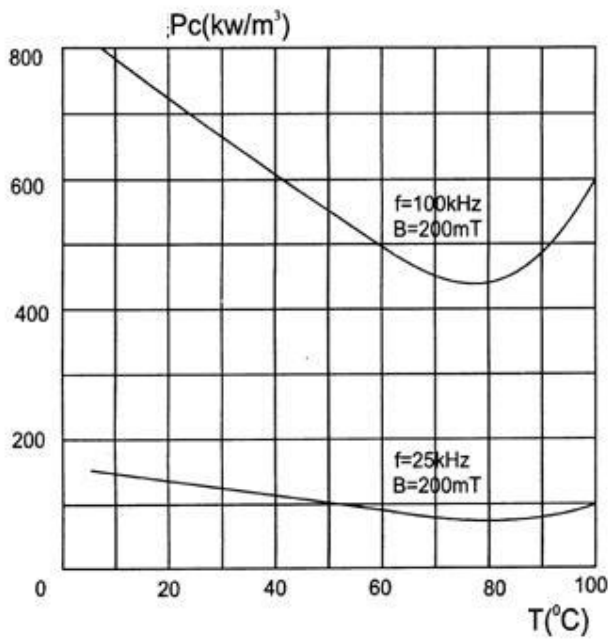
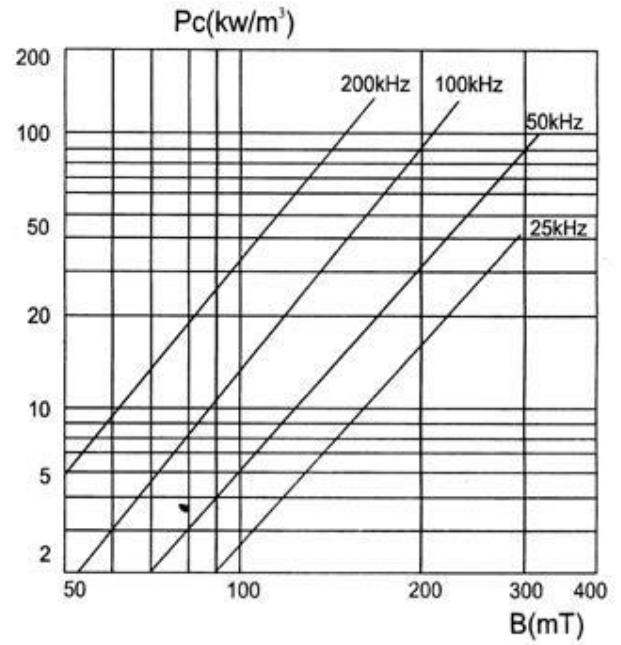
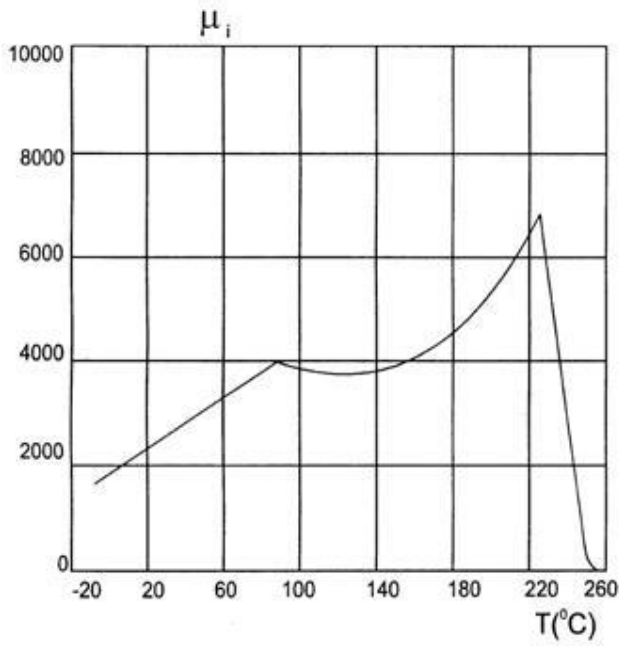
Ni-Zn Ferritwerkstoffe

Materialgrad	Frequenz-Bereich, MHz	Anfangs-Permeabilität (μ_i)	Curie-Temperatur, °C	Dichte (d), g/cm ³	Relativer Verlustfaktor Tan δ / μ_i ac, 10 ⁻⁶	Temperatur-Koeffizient von μ_i , 10 ⁻⁶ /°C (20°C-60°C)
CY-LP001	10-150	10±20%	>350	4.5	<400 (70MHz)	80-100
CY-LP002	5-100	20±20%	>300	4.5	<400 (60MHz)	50-70
CY-LP004	2-60	40±20%	>300	4.5	<350 (40MHz)	25-50
CY-LP006	1-40	60±20%	>300	4.5	<100 (20MHz)	20-50
CY-LP010	0.5-20	100±20%	>300	4.6	<160 (20MHz)	55-130
CY-LP020	0.3-7	200±20%	>200	4.7	<105 (7MHz)	15-35
CY-LP025	<10	250±20%	>250	4.6	<40 (795kHz)	6
CY-LP050	<2.0	500±20%	>180	4.8	<30 (0.1MHz)	8
CY-LP060	0.1-2.0	600±20%	>180	4.5	<400 (0.1MHz)	3
CY-LP070	0.1-1.5	700±20%	>180	4.8	<250 (1.5MHz)	7
CY-LP075	<1.5	750±20%	>150	4.8	<25 (0.1MHz)	4
CY-LP080	0.1-2	800±20%	>125	4.6	<60 (2MHz)	10-30
CY-LP100	0.1-1.5	1000±20%	>150	4.9	<280 (1.0MHz)	2-5.0
CY-LP120	<1.0	1200±20%	>125	4.7	<80 (2MHz)	8-35
CY-LP150	0.01-0.5	1500±20%	>120	4.9	<60 (0.5MHz)	3-5
CY-LP180	0.01-0.5	1800±20%	>120	4.5	<350 (40MHz)	2-5
CY-LP200	0.01-0.5	2000±20%	>120	4.8	<60(0.5MHz)	2-5
CY-LP220	0.01-0.5	2200±20%	>120	4.8	<60 (0.5MHz)	2-5

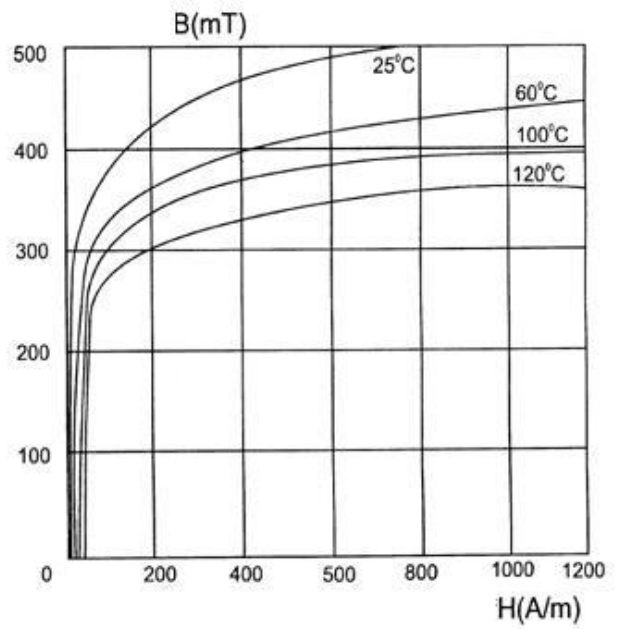
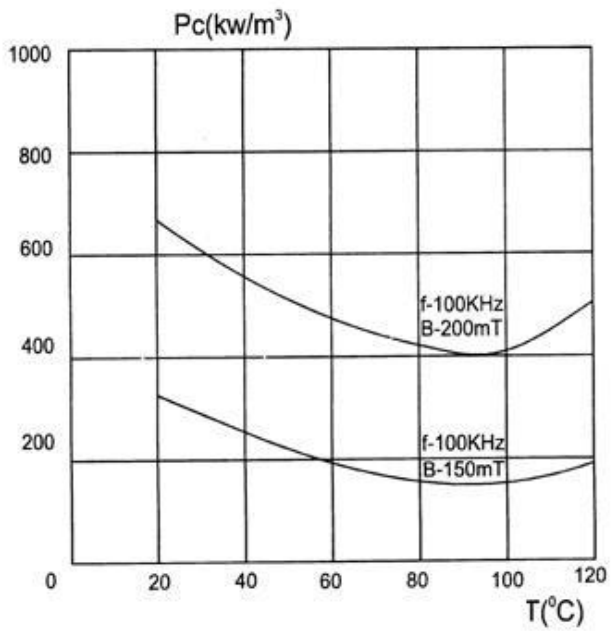
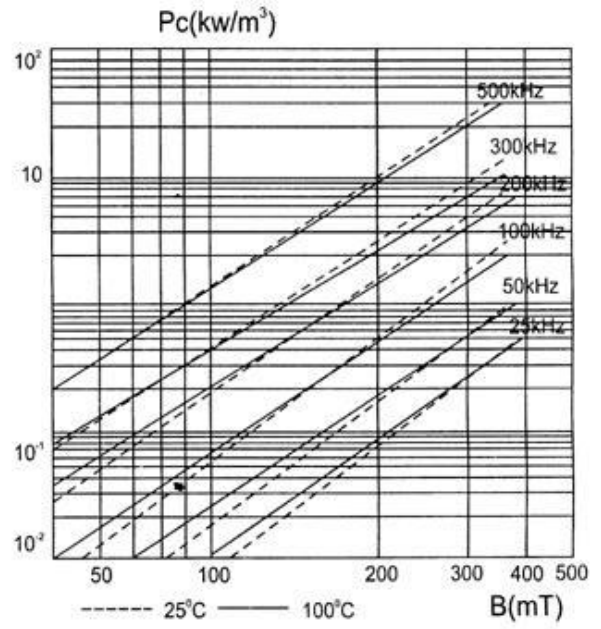
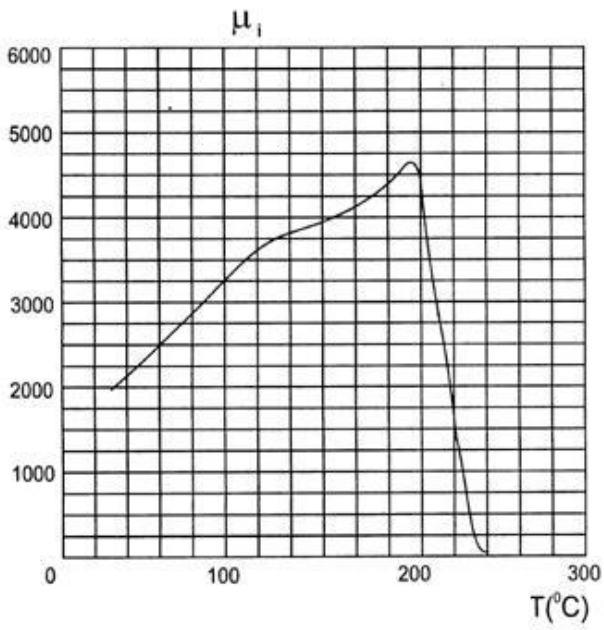
Charakteristische Kurven



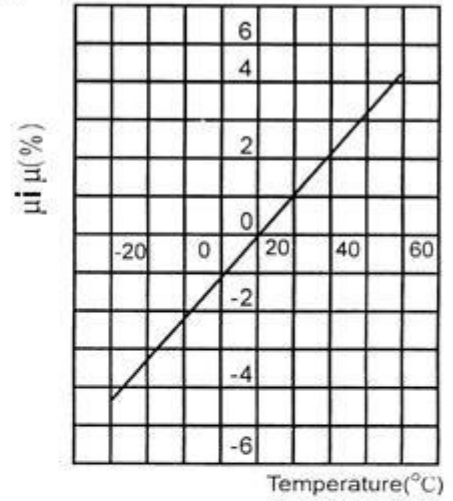
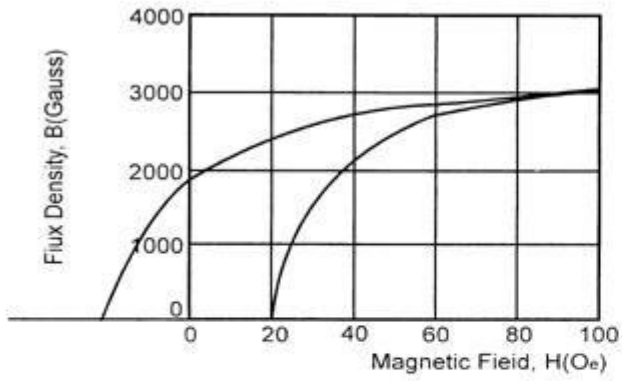
Mn-Zn CY-MP2B



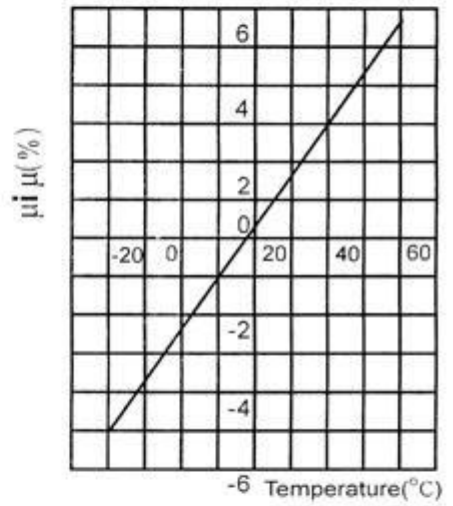
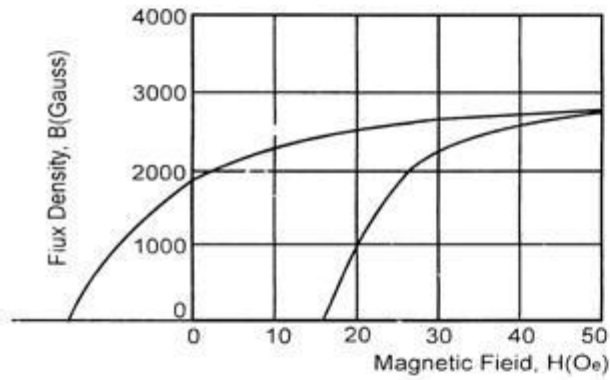
Mn-Zn CY-MP2A



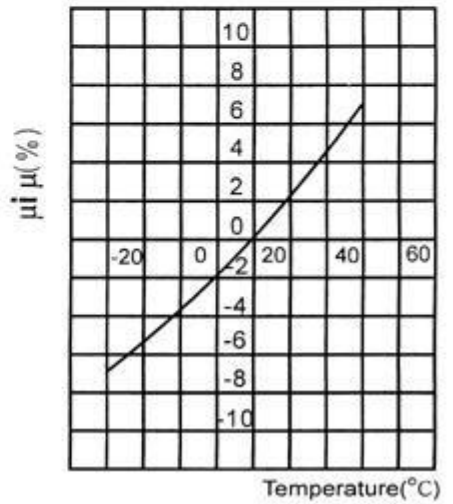
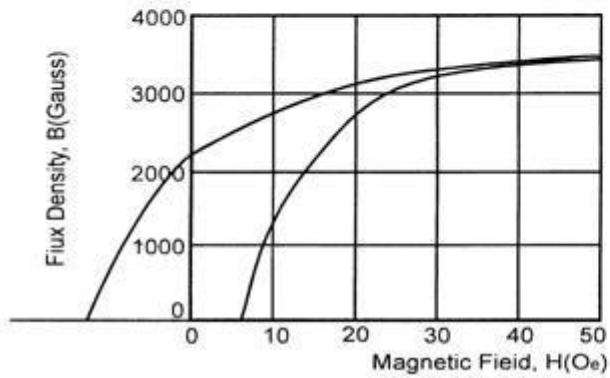
CY-LP001 Characteristics



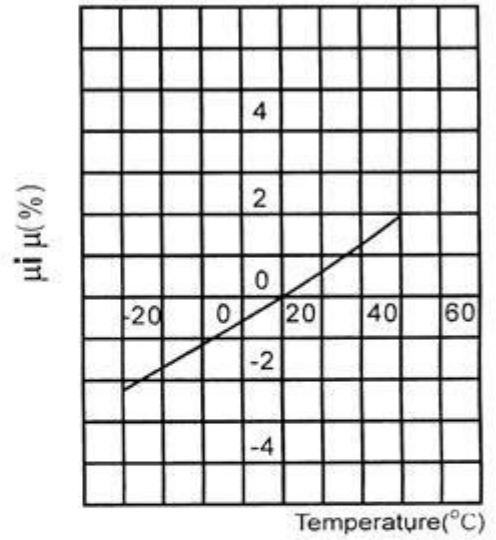
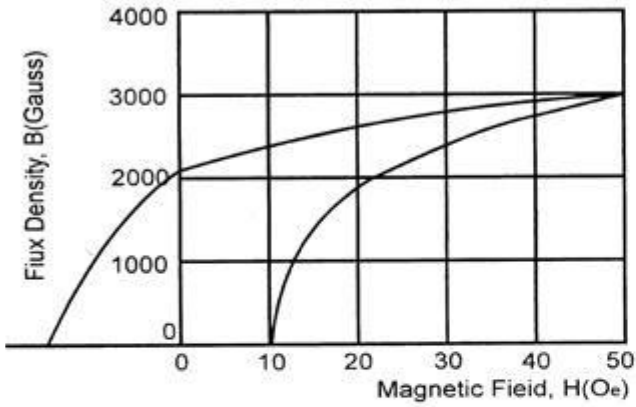
CY-LP002 Characteristics



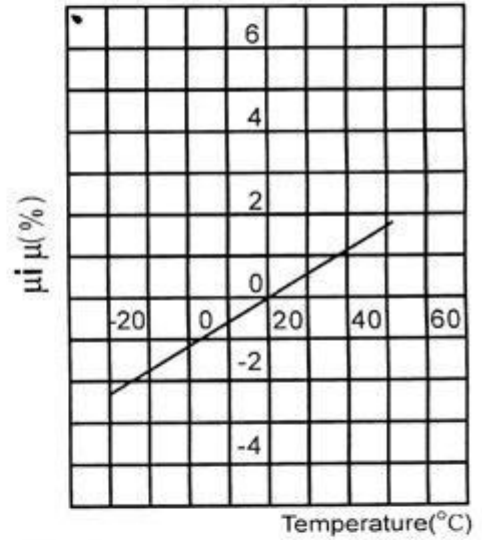
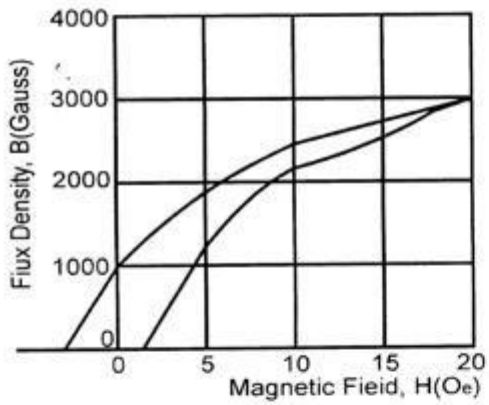
CY-LP004 Characteristics



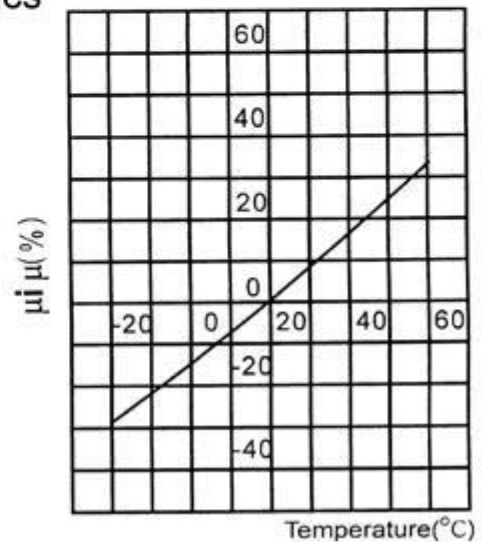
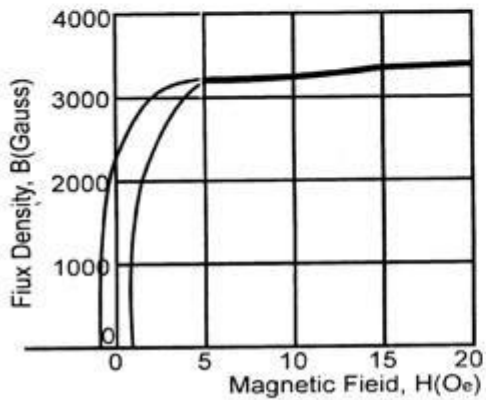
CY-LP006 Characteristics



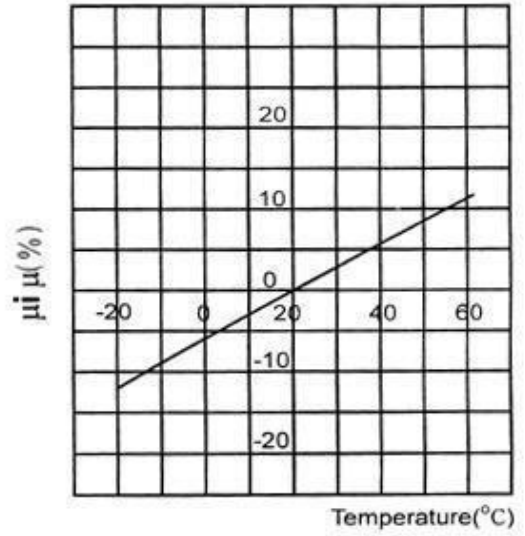
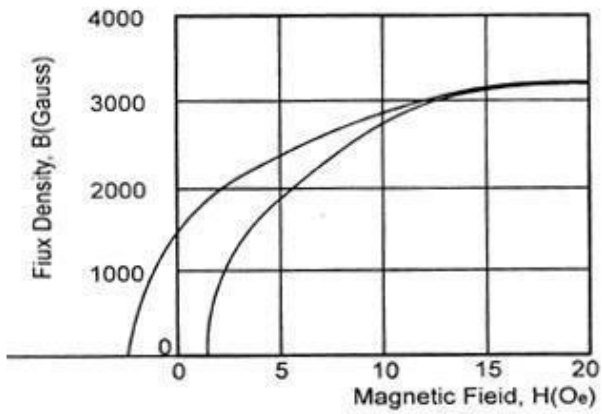
CY-LP010 Characteristics



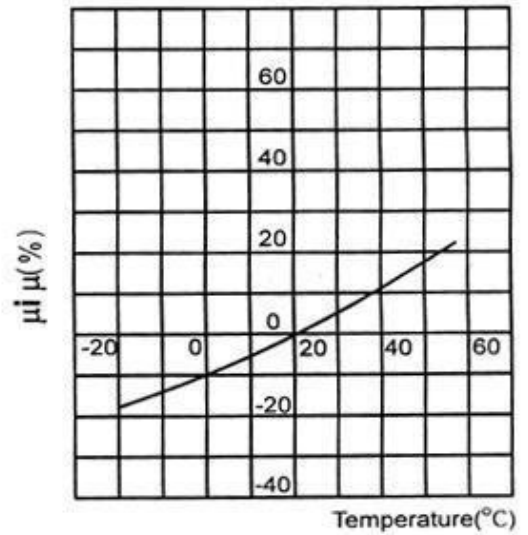
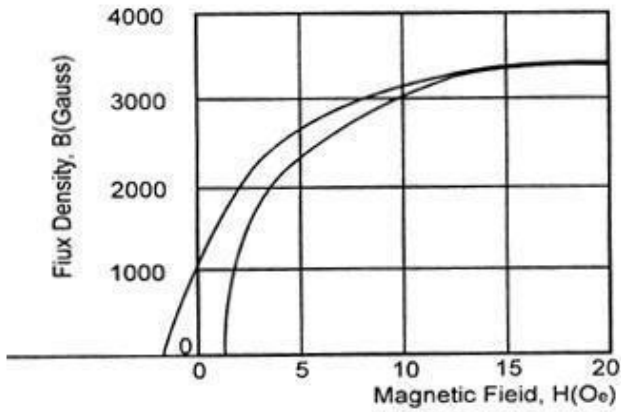
CY-LP020 Characteristics



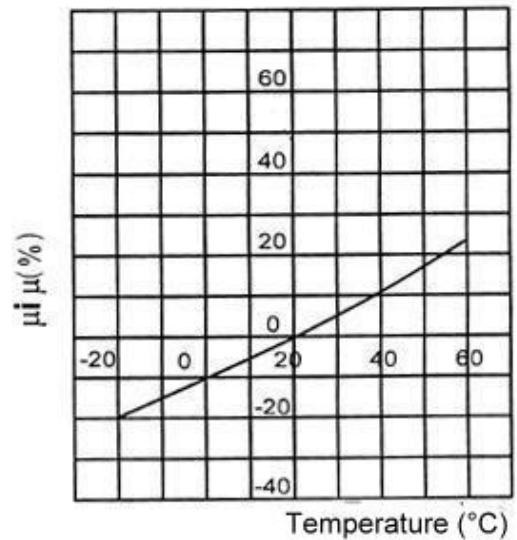
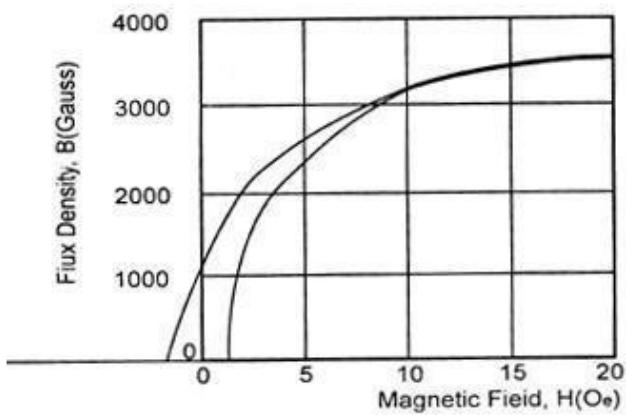
CY-LP070 Characteristics



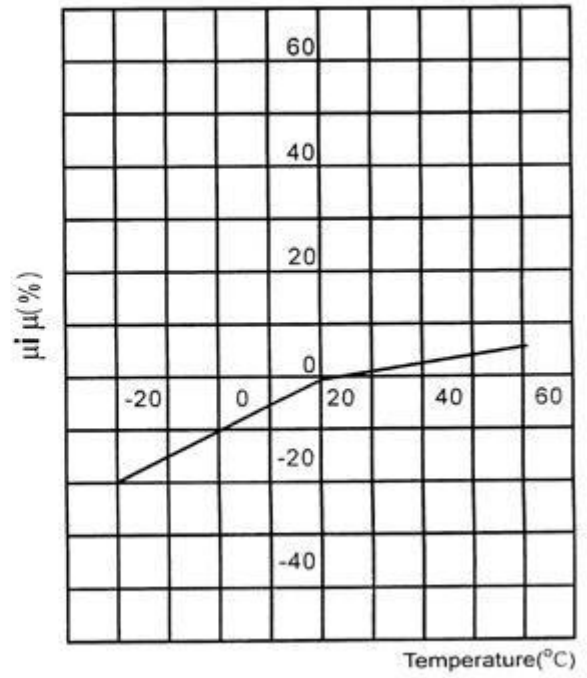
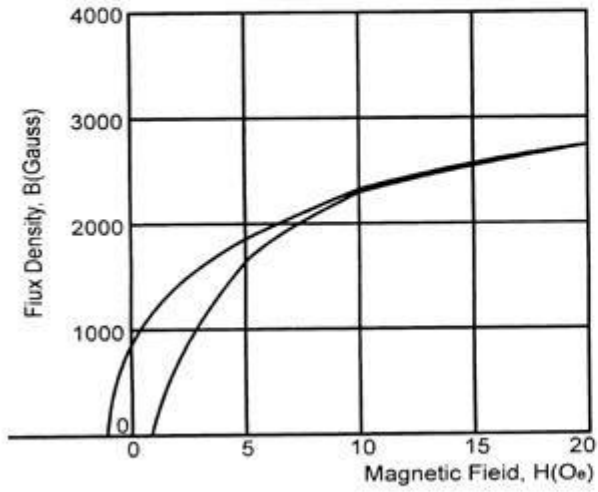
CY-LP100 Characteristics



CY-LP150 Characteristics



CY-LP080 Characteristics



CY-LP120 Characteristics

